BRONZE

Subject: Maths

We are working on: Summer Term - Week 4 (w/c 11th May)

If you are working online, watch the videos and complete the activities on the White Rose Hub website for the week above.

However, if you are working on a paper copy, work through the step by step instructions on the following pages and complete the activities.

https://whiterosemaths.com/homelearning/year-5/

For help with this learning pack, please follow the link to watch the short video clips.
They are short lessons to help guide you through the questions each day.

Lesson 1
LEARNING

Summer Term - Week 4 (w/c 11th May)

Lesson 1 - Area of rectangles

Area is the space inside a **closed** flat 2-D shape (it can also be the surface of a 3-D object too!)



The area of the rectangle is:

20 squares

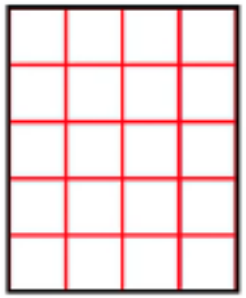

I saw how many squares were in a column, then counted how many columns there were.

$5 \times 4 = 20$

You can work it out both ways and get the same answer!



I saw how many squares were in a row, then counted how many rows there were.

$4 \times 5 = 20$

Summer Term - Week 4 (w/c 11th May)

Lesson 1
LEARNING

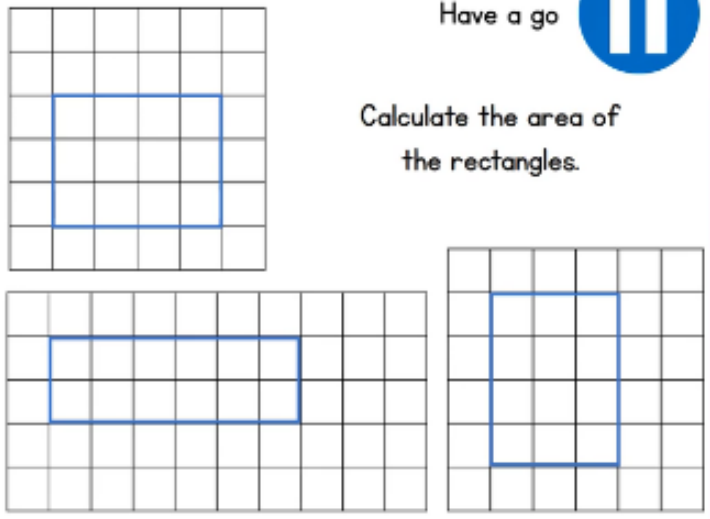

Have a go

Calculate the area of the rectangles.

They are all 12.
They look different but they cover the same ***AREA.***
You can count the squares inside.

STEP 1

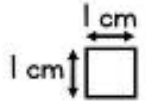

The area of the small square is 1 cm^2



This square is made out of 4 of the smaller squares.
It has an area of 4 cm^2

STEP 2

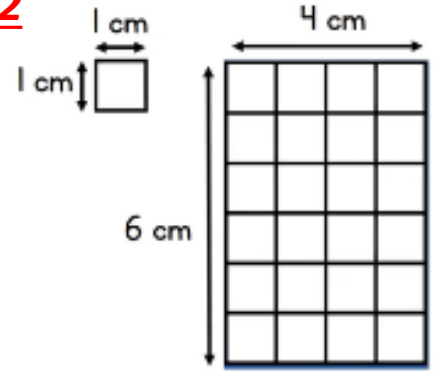

Have a go

6 cm × 4 cm = 24 cm^2

What is the area of the rectangle?

The area of the rectangle is 24 cm^2

STEP 3

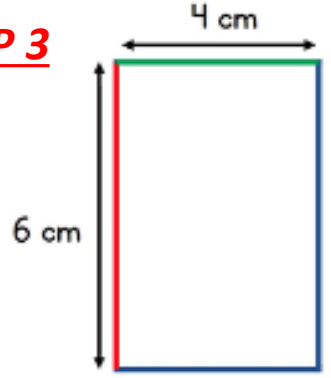

The formula for the area of a rectangle

Length × Width = Area

6 cm × 4 cm = 24 cm^2

Lesson1
QUESTIONS

Summer Term - Week 4 (w/c 11th May)

1 On the grid, the area of each square is 1 cm²

Calculate the area of each rectangle.

a)

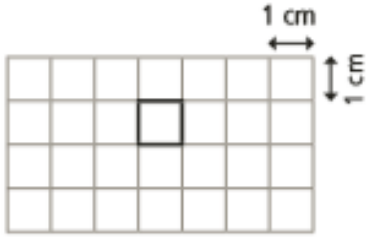

c)

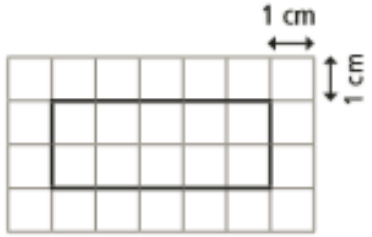

b)

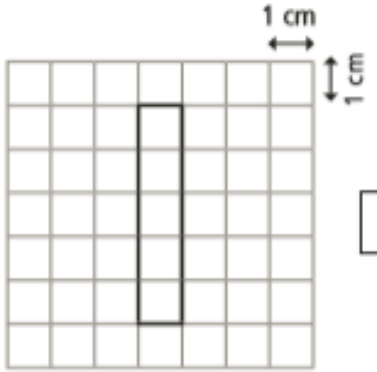

2 Complete the sentences to describe the rectangle.



There are ☐ rows.

Each row has ☐ squares.

There are ☐ squares altogether.

☐ × ☐ = ☐

3 The area of each square is 1 cm²

Work out the area of each rectangle.

a)



☐ × ☐ = ☐

area = ☐

c)



☐ × ☐ = ☐

area = ☐

b)



☐ × ☐ = ☐

area = ☐

d)

☐ × ☐ = ☐

area = ☐

Lesson1
QUESTIONS

Summer Term - Week 4 (w/c 11th May)

4 Calculate the area of the rectangles.

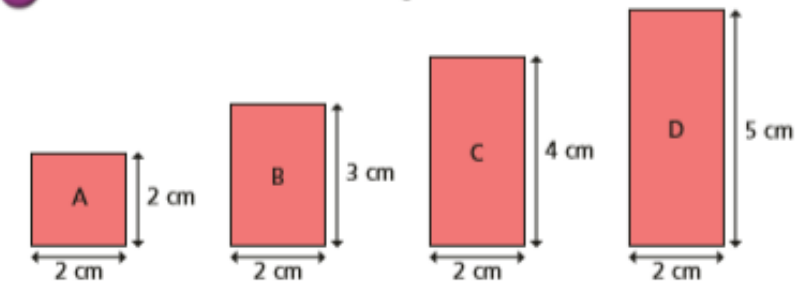

A = ☐ cm² B = ☐ cm² C = ☐ cm² D = ☐ cm²

5 Work out the area of these rectangles.

a)

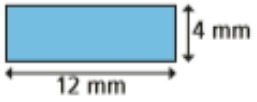

b)

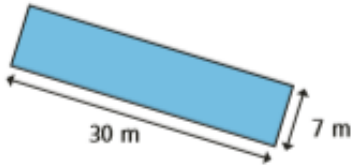

☐ ☐

6 How many rectangles can you draw that have an area of 24 cm²?
Label the lengths. Your drawings do not have to be exact.

7 These shapes all have the same area. Shape A is a square.
Work out the missing lengths.

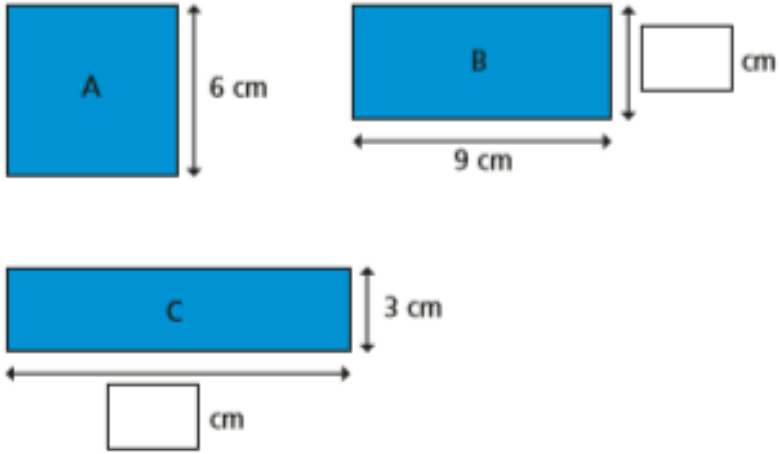

8 A rectangle has an area of 96 cm²
The length of the rectangle is 4 cm longer than the width.
Work out the length and width of the rectangle.

length = ☐ width = ☐

Lesson 1
ANSWERS

Summer Term - Week 4 (w/c 11th May)

1 On the grid, the area of each square is 1 cm²

Calculate the area of each rectangle.

a)

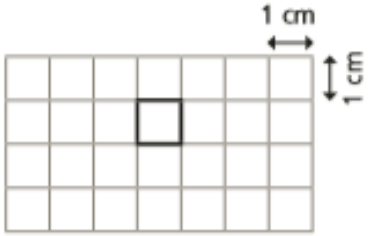

1 cm²

c)

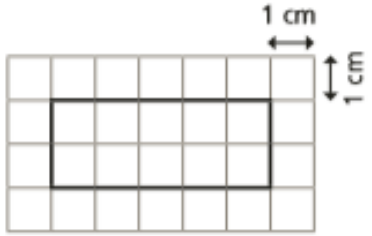

10 cm²

b)

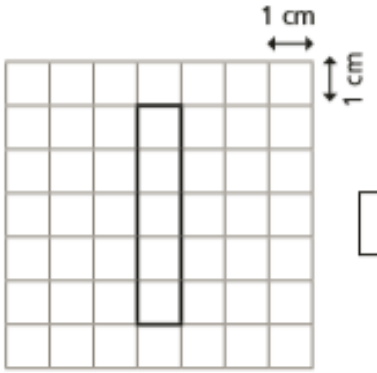

5 cm²

2 Complete the sentences to describe the rectangle.



There are 2 rows.

Each row has 4 squares.

There are 8 squares altogether.

2 × 4 = 8

3 The area of each square is 1 cm²

Work out the area of each rectangle.

a)



3 × 7 = 21

area = 21 cm²

c)

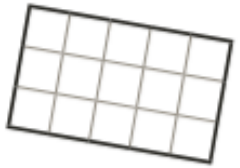

3 × 5 = 15

area = 15 cm²

b)



5 × 2 = 10

area = 10 cm²

d)

7 × 1 = 7

area = 7 cm²

Lesson 1
ANSWERS

Summer Term - Week 4 (w/c 11th May)

4 Calculate the area of the rectangles.

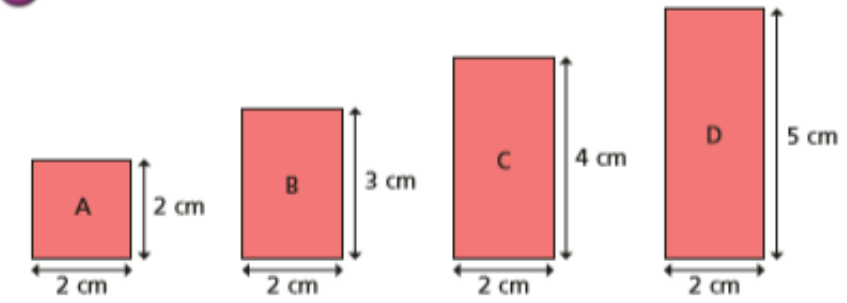

A = 4 cm² B = 6 cm² C = 8 cm² D = 10 cm²

5 Work out the area of these rectangles.

a)

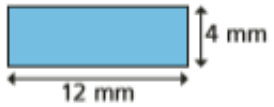

48 mm²

b)

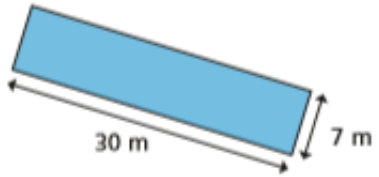

210m²

6 How many rectangles can you draw that have an area of 24 cm²?
Label the lengths. Your drawings do not have to be exact.

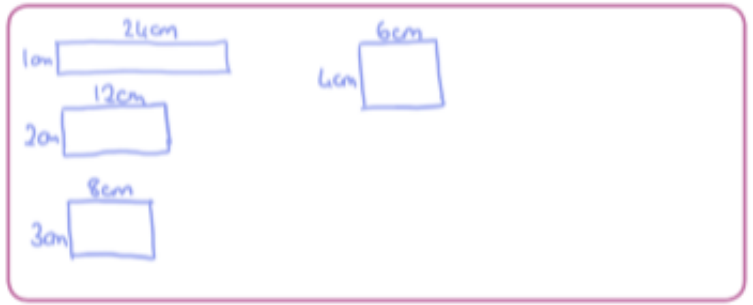

7 These shapes all have the same area. Shape A is a square.
Work out the missing lengths.

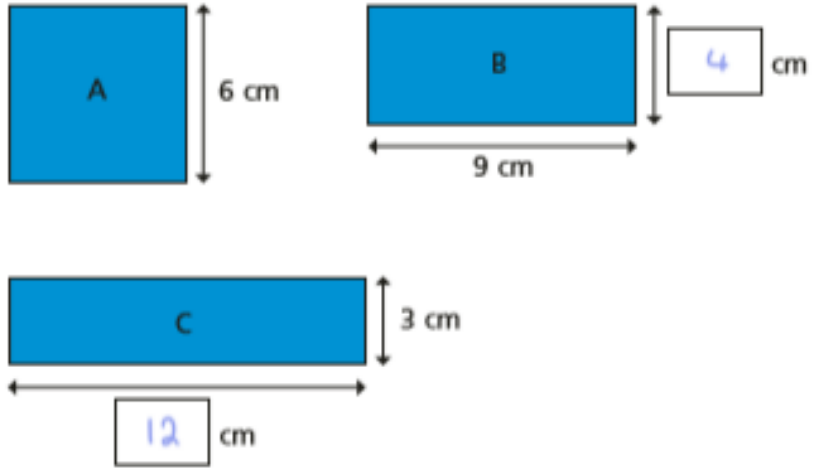

8 A rectangle has an area of 96 cm²
The length of the rectangle is 4 cm longer than the width.
Work out the length and width of the rectangle.

length = 12cm width = 8cm

Summer Term - Week 4 (w/c 11th May)

Lesson 2
LEARNING

Equivalent doesn't necessarily mean 'the same' or 'identical'.

Equivalent means the same *value* or *amount*.

is equivalent to

$\frac{1}{2}$ is equivalent to $\frac{2}{4}$

$$\frac{1}{2} = \frac{2}{4} = \frac{\square}{6} = \frac{10}{\square}$$

Notice how this is
ONE HALF

$$\frac{1}{2} \overset{\times 2}{=} \frac{2}{4} \overset{\div 2}{=} \frac{3}{6} \overset{\times 2}{=} \frac{10}{20}$$

$$\frac{1}{2} = \frac{2}{4} = \frac{3}{6} = \frac{10}{20}$$

Summer Term - Week 4 (w/c 11th May)

Lesson 2
LEARNING

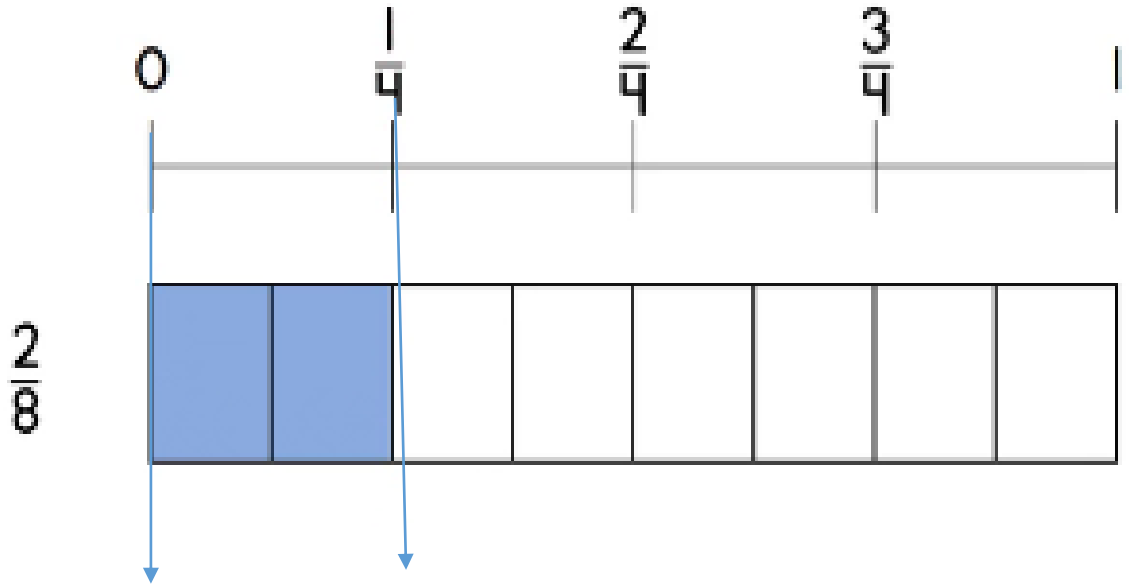

2/8 = 1/4

These fractions have the SAME VALUE
So they are EQUIVALENT

Lesson 2 - Equivalent fractions

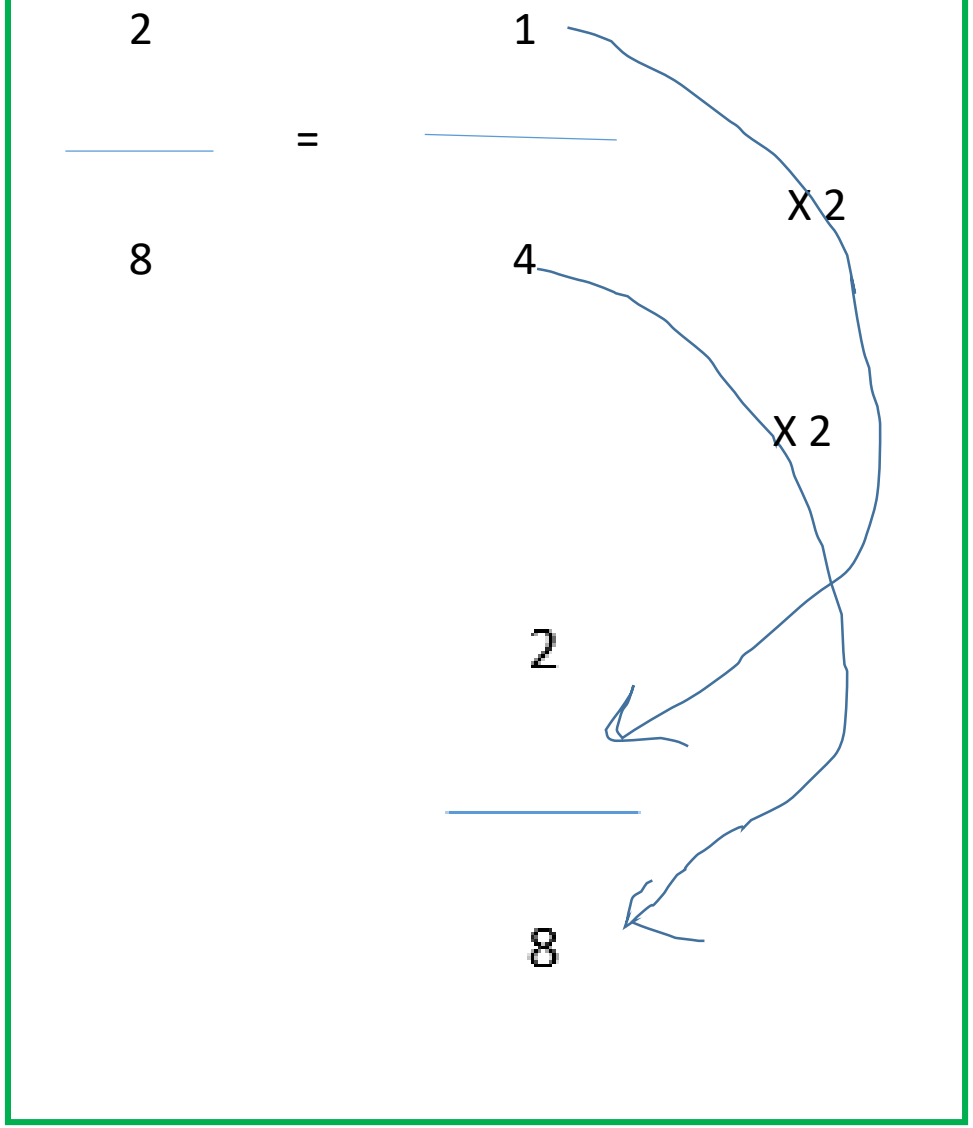

Summer Term - Week 4 (w/c 11th May)

Lesson 2
LEARNING

Lesson 2 - Equivalent fractions

$$\frac{1}{4} = \frac{\square}{8} = \frac{3}{\square} = \frac{\square}{20} = \frac{?}{?}$$

Numerator

_____

Denominator

$$\frac{1}{4} = \frac{2}{8} = \frac{3}{12} = \frac{5}{20} = \frac{10}{40}$$

They are all equal to 1/4

We multiply the numerator by the denominator : 1 x 4 = 4
So, we need to multiply the numerator by 4 to get the denominator
OR divide the denominator by 4 to find the numerator.
8 divided by 4 = 2. So the next fraction is 2/8 and so on.

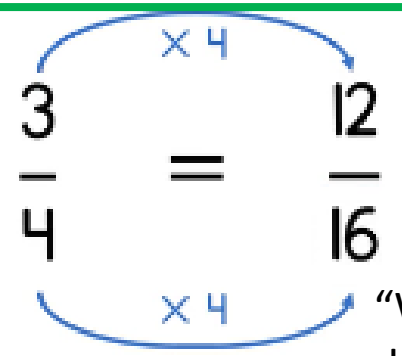

"Whatever we do to the top, we do to the bottom!"

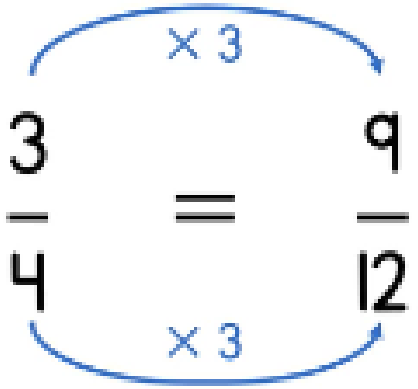

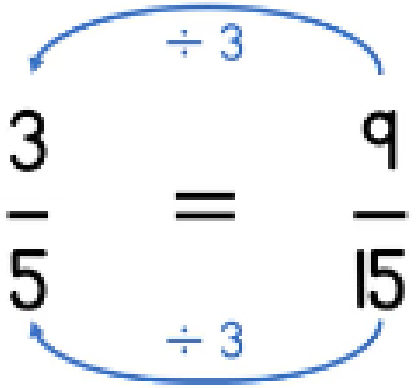

Lesson2QUESTIONS

Summer Term - Week 4 (w/c 11th May)

1 Shade the shapes to show the equivalent fractions.

a) 

$\frac{1}{4} = \frac{\square}{12}$

b) 

$\frac{3}{4} = \frac{\square}{12}$

c) 

$\frac{1}{6} = \frac{\square}{\square}$

d) 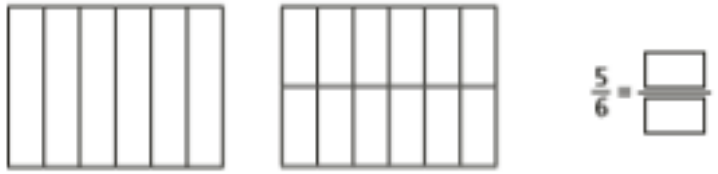

$\frac{5}{6} = \frac{\square}{\square}$

2 Draw two rectangles to show that $\frac{1}{3} = \frac{4}{12}$

3 a) Sort the fractions into the groups.

Equivalent to $\frac{1}{4}$ | Equivalent to $\frac{1}{3}$

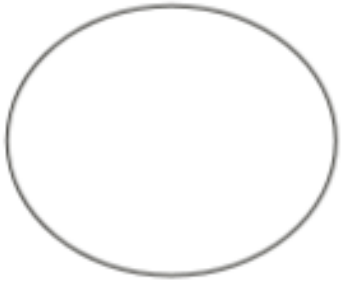

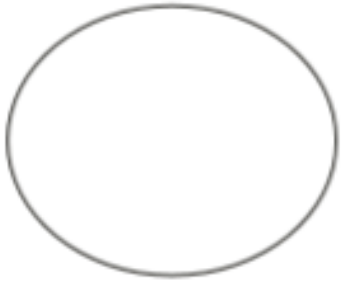

$\frac{5}{15}$ $\frac{2}{6}$ $\frac{3}{12}$ $\frac{6}{24}$ $\frac{8}{24}$ $\frac{5}{20}$ $\frac{4}{12}$ $\frac{2}{8}$

b) Write one more fraction in each group.

4 Complete the equivalent fractions.

a) $\frac{1}{7} = \frac{\square}{14}$

b) $\frac{5}{7} = \frac{\square}{14}$

c) $\frac{7}{8} = \frac{14}{\square}$

d) $\frac{3}{4} = \frac{6}{\square}$

e) $\frac{3}{4} = \frac{12}{\square}$

f) $\frac{3}{4} = \frac{\square}{12}$

g) $\frac{2}{\square} = \frac{10}{15}$

h) $\frac{2}{\square} = \frac{10}{25}$

i) $\frac{2}{7} = \frac{10}{\square}$

j) Describe the pattern in part g), h) and i) to a partner.

Lesson2 QUESTIONS

Summer Term - Week 4 (w/c 11th May)

5 Find three ways to make the fractions equivalent.

a) $\frac{1}{\square} = \frac{7}{\square}$

$\frac{1}{\square} = \frac{7}{\square}$

$\frac{1}{\square} = \frac{7}{\square}$

b) $\frac{7}{\square} = \frac{14}{\square}$

$\frac{7}{\square} = \frac{14}{\square}$

$\frac{7}{\square} = \frac{14}{\square}$

c) $\frac{\square}{7} = \frac{\square}{14}$

$\frac{\square}{7} = \frac{\square}{14}$

$\frac{\square}{7} = \frac{\square}{14}$

6 Ron is finding equivalent fractions to $\frac{1}{4}$

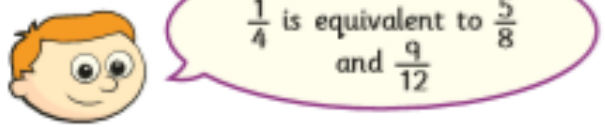

Do you agree with Ron? _____

Draw a diagram to support your answer.

7 Here are some equivalent fractions.

Find the values of A, B and C.

$\frac{A}{9}$ $\frac{3}{B}$ $\frac{2}{18}$ $\frac{C}{90}$

A = ☐ B = ☐ C = ☐

8 Here are three fraction cards.

All the fractions are equivalent.

$\frac{3}{A}$ $\frac{B}{14}$ $\frac{12}{C}$

A + B = 13

Work out the value of C.

C = ☐

9 $\frac{1}{5} = \frac{3}{1+●}$

Find the value of ●

● = ☐

Lesson
2ANSWERS

Summer Term - Week 4 (w/c 11th May)

1 Shade the shapes to show the equivalent fractions.

a)

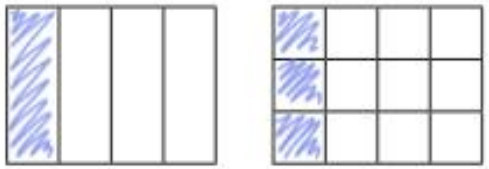

$\frac{1}{4} = \frac{3}{12}$

b)

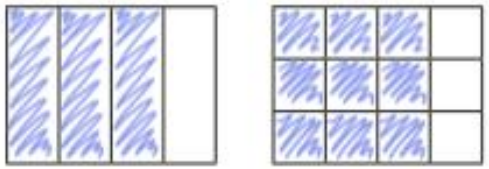

$\frac{3}{4} = \frac{9}{12}$

c)

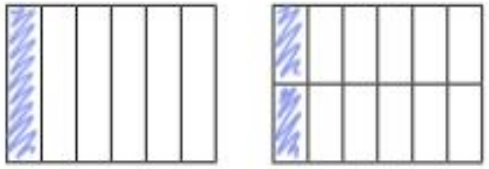

$\frac{1}{6} = \frac{2}{12}$

d)

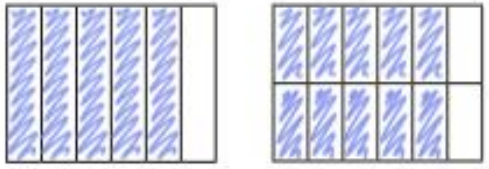

$\frac{5}{6} = \frac{10}{12}$

2 Draw two rectangles to show that $\frac{1}{3} = \frac{4}{12}$

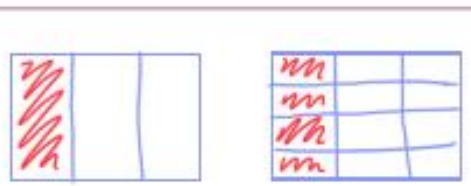

3 a) Sort the fractions into the groups.

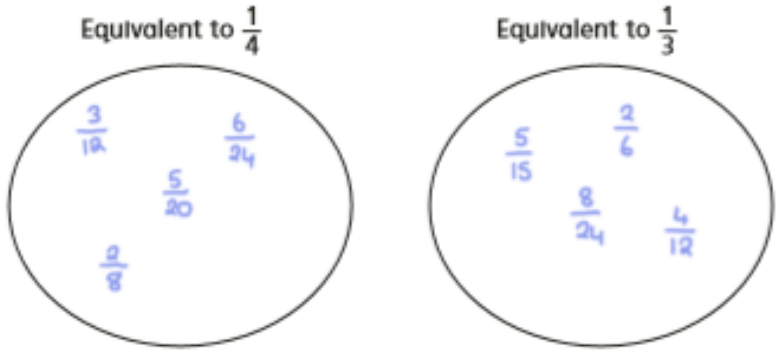

$\frac{5}{15}$	$\frac{2}{6}$	$\frac{3}{12}$	$\frac{6}{24}$	$\frac{8}{24}$	$\frac{5}{20}$	$\frac{4}{12}$	$\frac{2}{8}$

b) Write one more fraction in each group.

4 Complete the equivalent fractions.

a) $\frac{1}{7} = \frac{2}{14}$

b) $\frac{5}{7} = \frac{10}{14}$

c) $\frac{7}{8} = \frac{14}{16}$

d) $\frac{3}{4} = \frac{6}{8}$

e) $\frac{3}{4} = \frac{12}{16}$

f) $\frac{3}{4} = \frac{9}{12}$

g) $\frac{2}{3} = \frac{10}{15}$

h) $\frac{2}{5} = \frac{10}{25}$

i) $\frac{2}{7} = \frac{10}{35}$

j) Describe the pattern in part g), h) and i) to a partner.

Lesson 2
ANSWERS

Summer Term - Week 4 (w/c 11th May)

5 Find three ways to make the fractions equivalent.

e.g.

a) $\frac{1}{2} = \frac{7}{14}$ b) $\frac{7}{7} = \frac{14}{14}$ c) $\frac{1}{7} = \frac{2}{14}$

$\frac{1}{8} = \frac{7}{56}$ $\frac{7}{1} = \frac{14}{2}$ $\frac{5}{7} = \frac{10}{14}$

$\frac{1}{100} = \frac{7}{700}$ $\frac{7}{10} = \frac{14}{20}$ $\frac{21}{7} = \frac{42}{14}$

6 Ron is finding equivalent fractions to $\frac{1}{4}$

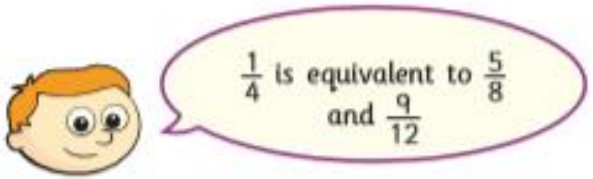

Do you agree with Ron? NO

Draw a diagram to support your answer.

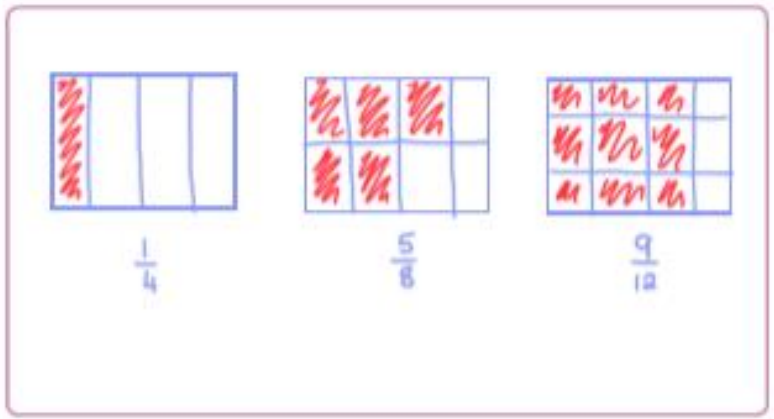

7 Here are some equivalent fractions.

Find the values of A, B and C.

$\frac{A}{9}$ $\frac{3}{B}$ $\frac{2}{18}$ $\frac{C}{90}$

A = 1 B = 27 C = 10

8 Here are three fraction cards.

All the fractions are equivalent.

$\frac{3}{A}$ $\frac{B}{14}$ $\frac{12}{C}$

A + B = 13

Work out the value of C.

C = 28

9 $\frac{1}{5} = \frac{3}{1 + ●}$

Find the value of ●

● = 14

Lesson 3
LEARNING

Summer Term - Week 4 (w/c 11th May)

Lesson 3 - Converting improper fractions to mixed numbers and vice versa

The denominator stays the same

How to work out improper fractions:
How many are shaded in altogether? 7
How many piece is each shape divided into? 3
So there answer is 7/3

$$\frac{7}{3}$$

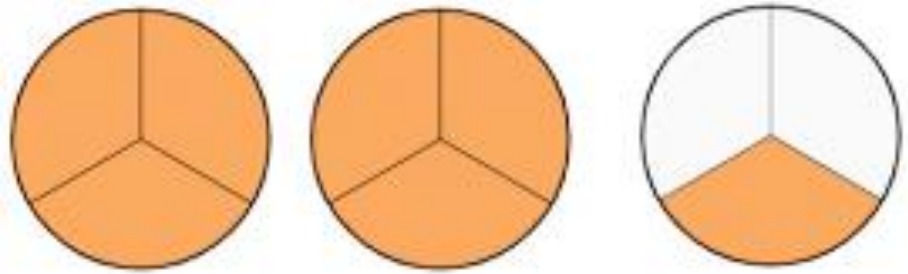

Mixed number	Improper fraction
$2\frac{1}{3}$	$\frac{7}{3}$

How to work out mixed numbers:
How many WHOLE shapes are shaded? 2
How many pieces are left over? 1
How many pieces is each shape divided into? 3
So the answers is 2 1/3

$$2\frac{1}{3}$$

1. Work out 32/7 as a MIXED NUMBER

IMPROPER FRACTIONS TO MIXED NUMBERS

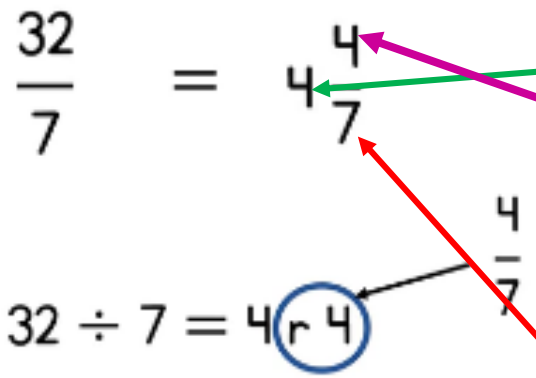

1. How many 7 are in 32? 4 (7, 14, 21, 28, 35, 42)

2 The highest number we can go to is **28**
That is 4 whole 7s. We need to get to **32**.

3. The difference between 28 and 32 is **4 because this is how many is left over**.
32-28= **4**

4.So there is **4** left over
The **denominator stays the same**

Have a go at these and see if you get the same answer before doing the Activities

$\frac{17}{4} = 4\frac{1}{4}$ $\frac{107}{10} = 10\frac{7}{10}$

$\frac{18}{5} = 3\frac{3}{5}$ $\frac{21}{3} = 7$

Lesson 3
LEARNING

Summer Term - Week 4 (w/c 11th May)

MIXED NUMBERS TO IMPROPER FRACTIONS

Convert the mixed numbers to improper fractions.

$$5\frac{2}{6} = \frac{32}{6}$$

$$5 = (5 \times \frac{6}{6}) = \frac{30}{6} \qquad \frac{30}{6} + \frac{2}{6} = \frac{32}{6}$$

Denominator stays the same!

1. Denominator multiplied the whole number (6 x 5 = 30)
2. Add the numerator to the number you just worked out (30 + 2 = 32)
3. Denominator remains the same
4. Answer is ***32/6***

Have a go at these and see if you get the same answer before doing the Activities

Convert the mixed numbers to improper fractions

$$2\frac{4}{5} = \frac{14}{5} \qquad 10\frac{4}{6} = \frac{64}{6}$$

$$5\frac{2}{7} = \frac{37}{7} \qquad 30\frac{2}{3} = \frac{92}{3}$$

Lesson 3 QUESTIONS

Summer Term - Week 4 (w/c 11th May)

Improper to mixed numbers

1 Convert the improper fractions to mixed numbers.

a)

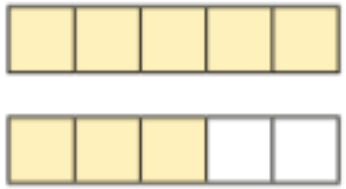

$\frac{8}{5} = \square$

b)

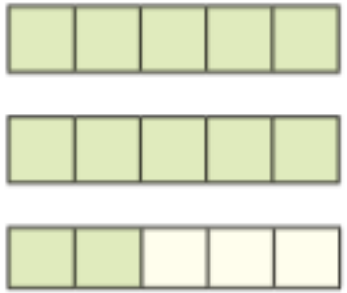

$\frac{\square}{5} = \square$

c)

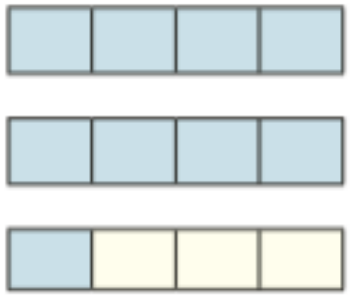

$\frac{\square}{\square} = \square$

d)

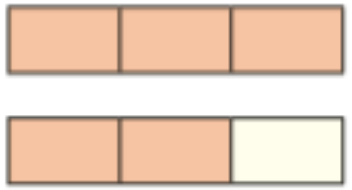

$\frac{\square}{\square} = \square$

2 Shade the bar models to represent each improper fraction.
Convert the improper fractions to mixed numbers.

a)

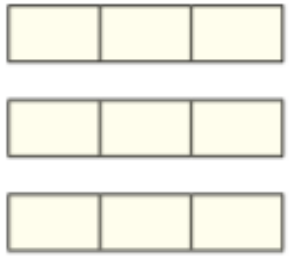

$\frac{7}{3} = \square$

b)

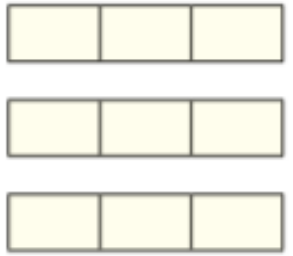

$\frac{8}{3} = \square$

c)

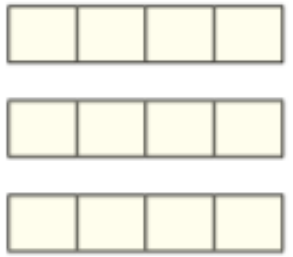

$\frac{9}{4} = \square$

d)

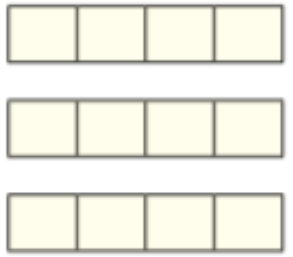

$\frac{11}{4} = \square$

Lesson 3 QUESTIONS

3 Convert the improper fractions to mixed numbers.

a) $\frac{10}{2}$ = ☐

b) $\frac{10}{3}$ = ☐

c) $\frac{10}{4}$ = ☐

d) $\frac{10}{5}$ = ☐

e) $\frac{12}{5}$ = ☐

f) $\frac{13}{6}$ = ☐

g) $\frac{13}{7}$ = ☐

h) $\frac{31}{8}$ = ☐

4 Eva has 7 bottles of juice.

Each bottle contains half a litre of juice.

How many litres of juice does Eva have altogether?

Write your answer as a mixed number.

5 Dexter is converting improper fractions.

Explain why Dexter is incorrect.

6 Find the value of ●

$\frac{27}{●} = ● \frac{2}{●}$

● = ☐

7 Find two possible values for ★ and ▲

$\frac{30}{★} = ▲ \frac{2}{★}$

★ = ☐ ▲ = ☐

★ = ☐ ▲ = ☐

Lesson 3 QUESTIONS

Summer Term - Week 4 (w/c 11th May)

Mixed numbers to improper fractions

1 Convert the mixed numbers to improper fractions.

a)

$2\frac{3}{4} = \frac{\square}{4}$

b)

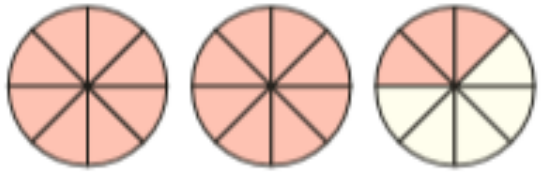

$2\frac{3}{8} = \frac{\square}{8}$

c)

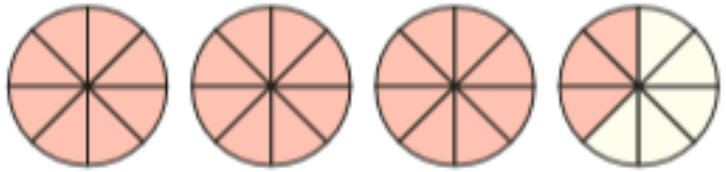

$3\frac{3}{8} = \frac{\square}{8}$

2 Convert the mixed numbers to improper fractions.

Colour the bar models to help you.

a)

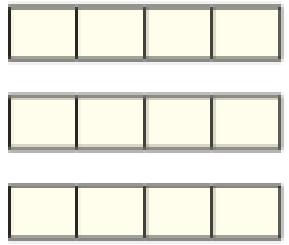

$2\frac{1}{4} = \square$

b)

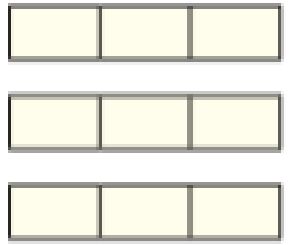

$2\frac{1}{3} = \square$

c)



$3\frac{1}{3} = \square$

d)



$3\frac{2}{5} = \square$

Lesson 3 QUESTIONS

Summer Term - Week 4 (w/c 11th May)

3 Convert the mixed numbers to improper fractions.

Write the next conversion in each part.

a) $2\frac{1}{7} = \square$

$2\frac{2}{7} = \square$

$2\frac{3}{7} = \square$

$\square = \square$

c) $5\frac{1}{2} = \square$

$5\frac{1}{4} = \square$

$5\frac{1}{8} = \square$

$\square = \square$

b) $3\frac{1}{5} = \square$

$4\frac{1}{5} = \square$

$5\frac{1}{5} = \square$

$\square = \square$

Talk to a partner about any patterns you spot.

4 Here are 4 whole pizzas and $\frac{3}{5}$ of a pizza.

How many children can have $\frac{1}{5}$ of a pizza? $\square$

5 Whitney is converting mixed numbers to improper fractions.

Do you agree with Whitney? _____

Explain your answer.

6



The table shows some possible values of the circle.

Use this to find the corresponding value of the triangle.

●	▲
1	
2	
4	
8	
16	
	88
	803

Lesson 3 ANSWERS

Summer Term - Week 4 (w/c 11th May)

1 Convert the improper fractions to mixed numbers.

a) 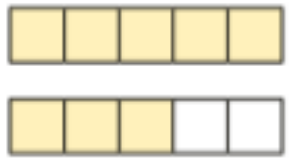

$\frac{8}{5} = 1\frac{3}{5}$

b) 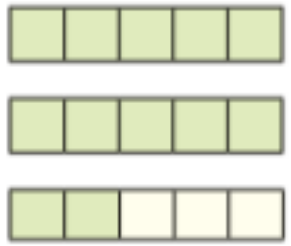

$\frac{12}{5} = 2\frac{2}{5}$

c) 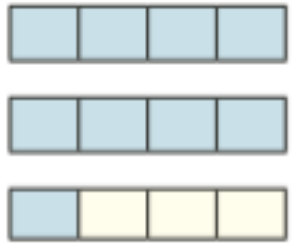

$\frac{9}{4} = 2\frac{1}{4}$

d) 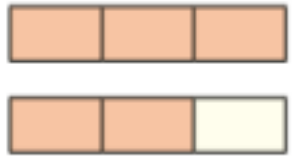

$\frac{5}{3} = 1\frac{2}{3}$

2 Shade the bar models to represent each improper fraction.

Convert the improper fractions to mixed numbers.

a) 

$\frac{7}{3} = 2\frac{1}{3}$

b) 

$\frac{8}{3} = 2\frac{2}{3}$

c) 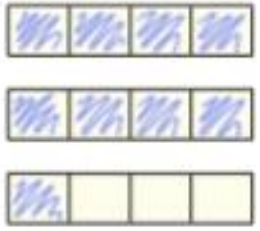

$\frac{9}{4} = 2\frac{1}{4}$

d) 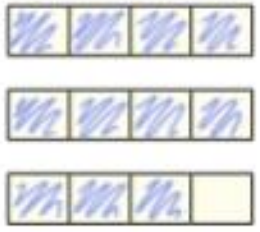

$\frac{11}{4} = 2\frac{3}{4}$

3 Convert the improper fractions to mixed numbers.

a) $\frac{10}{2} = 5$

b) $\frac{10}{3} = 3\frac{1}{3}$

c) $\frac{10}{4} = 2\frac{1}{2}$

d) $\frac{10}{5} = 2$

e) $\frac{12}{5} = 2\frac{2}{5}$

f) $\frac{13}{6} = 2\frac{1}{6}$

g) $\frac{13}{7} = 1\frac{6}{7}$

h) $\frac{31}{8} = 3\frac{7}{8}$

4 Eva has 7 bottles of juice.

Each bottle contains half a litre of juice.

How many litres of juice does Eva have altogether?

Write your answer as a mixed number.

$3\frac{1}{2}$ l

Lesson 3 ANSWERS

Summer Term - Week 4 (w/c 11th May)

5 Dexter is converting improper fractions.

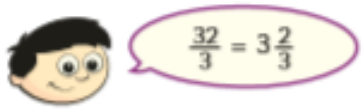

Explain why Dexter is incorrect.

6 Find the value of ○

$\frac{27}{○} = ○\frac{2}{○}$

○ = 5

7 Find two possible values for ★ and ▲

$\frac{30}{★} = ▲\frac{2}{★}$

★ = 14 ▲ = 2

★ = 7 ▲ = 4

1 Convert the mixed numbers to improper fractions.

a)

$2\frac{3}{4} = \frac{11}{4}$

b)

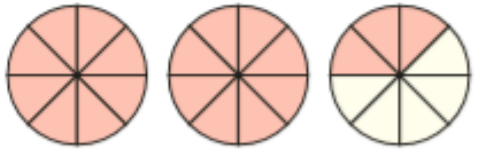

$2\frac{3}{8} = \frac{19}{8}$

c)

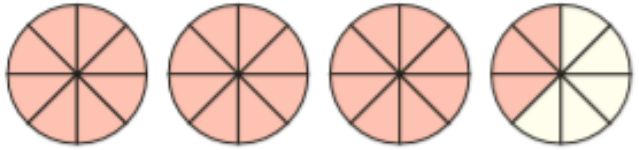

$3\frac{3}{8} = \frac{27}{8}$

2 Convert the mixed numbers to improper fractions.

Colour the bar models to help you.

a)

$2\frac{1}{4} = \frac{9}{4}$

b)

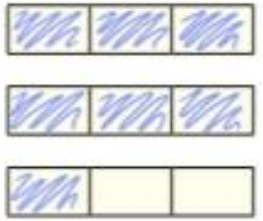

$2\frac{1}{3} = \frac{7}{3}$

c)

$3\frac{1}{3} = \frac{10}{3}$

d)

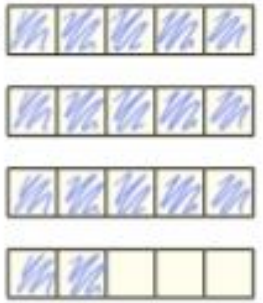

$3\frac{2}{5} = \frac{17}{5}$

Lesson 3 ANSWERS

Summer Term - Week 4 (w/c 11th May)

3 Convert the mixed numbers to improper fractions.

Write the next conversion in each part.

a) $2\frac{1}{7} = \frac{15}{7}$

$2\frac{2}{7} = \frac{16}{7}$

$2\frac{3}{7} = \frac{17}{7}$

$2\frac{4}{7} = \frac{18}{7}$

b) $3\frac{1}{5} = \frac{16}{5}$

$4\frac{1}{5} = \frac{21}{5}$

$5\frac{1}{5} = \frac{26}{5}$

$6\frac{1}{5} = \frac{31}{5}$

c) $5\frac{1}{2} = \frac{11}{2}$

$5\frac{1}{4} = \frac{21}{4}$

$5\frac{1}{8} = \frac{41}{4}$

$5\frac{1}{4} = \frac{81}{4}$

Talk to a partner about any patterns you spot.

4 Here are 4 whole pizzas and $\frac{3}{5}$ of a pizza.

How many children can have $\frac{1}{5}$ of a pizza? 23

5 Whitney is converting mixed numbers to improper fractions.



Do you agree with Whitney? No

Explain your answer.

She has converted 4 wholes to $\frac{28}{7}$ but forgotten to add the extra seventh.

6

$\bigcirc\frac{3}{5} = \triangle\frac{3}{5}$

The table shows some possible values of the circle.

Use this to find the corresponding value of the triangle.

○	△
1	8
2	13
4	23
8	43
16	83
17	88
160	803

LESSON 4 LEARNING

Summer Term - Week 4 (w/c 11th May

Lesson 4 - Compare and order fractions less than one

$\frac{5}{7} > \frac{2}{7}$

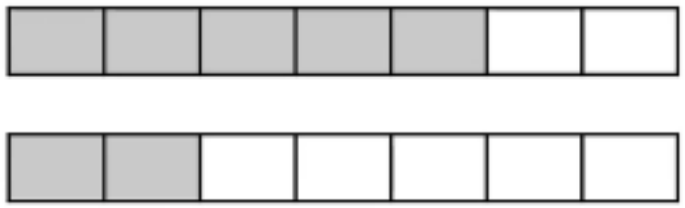

$\frac{5}{7}$ is greater than $\frac{2}{7}$

When the denominators are the same, the smaller the numerator, the smaller the fraction.

When the denominators are the same, the greater the numerator, the greater the fraction.

$\frac{4}{9} < \frac{8}{9}$

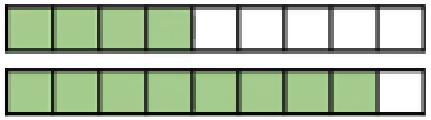

$\frac{5}{10} > \frac{4}{10}$

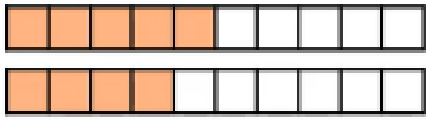

x2

$\frac{4}{7}$ ○ $\frac{7}{14}$

x2

$\frac{8}{14} > \frac{7}{14}$

$\frac{2}{3}$ ○ $\frac{7}{12}$

x4

x4

$\frac{8}{12} > \frac{7}{12}$

Lesson4
QUESTIONS

Summer Term - Week 4 (w/c 11th May)

Lesson 4 - Compare and order fractions less than one

1 Write <, > or = to compare the fractions.

Use the bar models to help you.

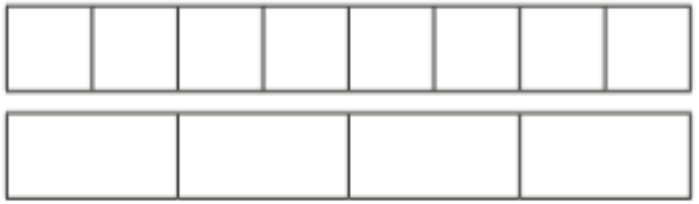

$\frac{7}{8}$ ◯ $\frac{3}{4}$

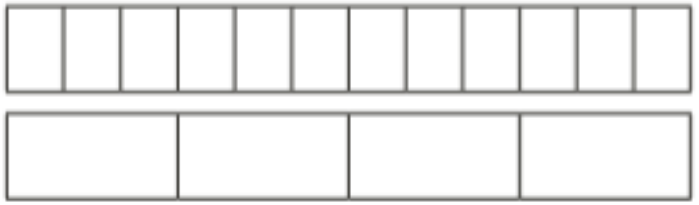

$\frac{9}{12}$ ◯ $\frac{3}{4}$

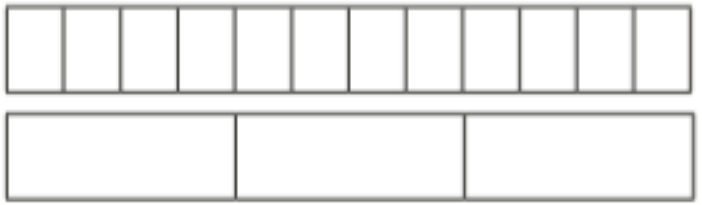

$\frac{7}{12}$ ◯ $\frac{2}{3}$

2 Write <, > or = to compare the fractions.

a) $\frac{1}{5}$ ◯ $\frac{4}{15}$

b) $\frac{2}{5}$ ◯ $\frac{4}{15}$

c) $\frac{2}{5}$ ◯ $\frac{6}{15}$

d) $\frac{2}{3}$ ◯ $\frac{6}{15}$

e) $\frac{2}{3}$ ◯ $\frac{6}{12}$

f) $\frac{2}{3}$ ◯ $\frac{6}{9}$

g) $\frac{2}{9}$ ◯ $\frac{1}{3}$

h) $\frac{4}{9}$ ◯ $\frac{1}{3}$

i) $\frac{4}{12}$ ◯ $\frac{1}{3}$

j) $\frac{8}{12}$ ◯ $\frac{2}{3}$

k) $\frac{8}{12}$ ◯ $\frac{3}{3}$

l) $\frac{8}{12}$ ◯ $\frac{3}{4}$

3 Sort the fractions into the circles.

greater than $\frac{1}{3}$ | equal to $\frac{1}{3}$ | less than $\frac{1}{3}$



$\frac{2}{3}$	$\frac{1}{6}$	$\frac{1}{2}$	$\frac{2}{6}$	$\frac{2}{9}$	$\frac{5}{12}$	$\frac{4}{12}$	$\frac{4}{15}$	$\frac{5}{15}$

Lesson4
QUESTIONS

Summer Term - Week 4 (w/c 11th May)

Lesson 4 - Compare and order fractions less than one

4 What could the missing numerators and denominators be?

Write a number in each box to make the statements correct.

a) $\frac{\square}{5} < \frac{5}{15}$

b) $\frac{\square}{6} < \frac{5}{12}$

c) $\frac{\square}{12} < \frac{5}{6}$

d) $\frac{\square}{3} < \frac{5}{6}$

e) $\frac{3}{5} < \frac{5}{\square}$

f) $\frac{5}{6} < \frac{5}{\square}$

g) $\frac{6}{9} < \frac{5}{\square}$

h) $\frac{10}{12} < \frac{5}{\square}$

i) $\frac{23}{24} < \frac{5}{\square}$

Compare answers with a partner.

5 Tommy and Eva are comparing fractions.

$\frac{2}{3}$ $\frac{8}{12}$ $\frac{4}{9}$

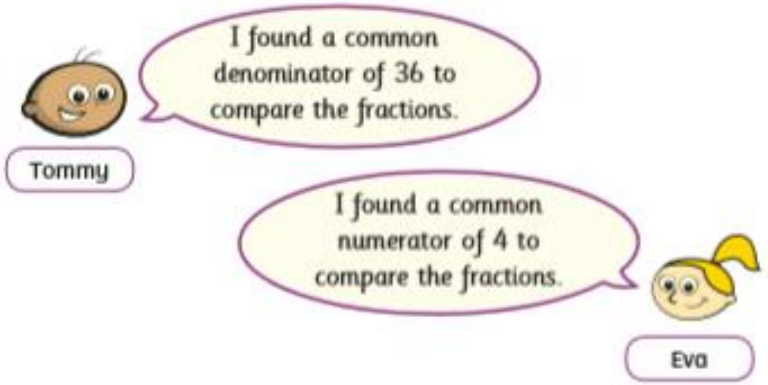

Whose method is more efficient? _____

Talk about your answer with a partner.

6 Write the fractions in ascending order.

a) $\frac{2}{5}, \frac{2}{7}, \frac{2}{3}, \frac{2}{4}, \frac{2}{10}$

b) $\frac{2}{3}, \frac{5}{9}, \frac{1}{9}, \frac{5}{6}, \frac{2}{9}$

c) $\frac{3}{5}, \frac{7}{10}, \frac{1}{2}, \frac{3}{10}, \frac{1}{5}$

d) $\frac{3}{8}, \frac{6}{17}, \frac{12}{30}, \frac{2}{7}, \frac{1}{3}$

7 What could the missing numerator be?

$\frac{3}{5} < \frac{\square}{15} < \frac{9}{10}$

Write all four possibilities.

$\frac{\square}{15}$ $\frac{\square}{15}$ $\frac{\square}{15}$ $\frac{\square}{15}$

Lesson4
ANSWER

Summer Term - Week 4 (w/c 11th May)

Lesson 4 - Compare and order fractions less than one

1 Write <, > or = to compare the fractions.

Use the bar models to help you.



$\frac{7}{8} > \frac{3}{4}$



$\frac{9}{12} = \frac{3}{4}$

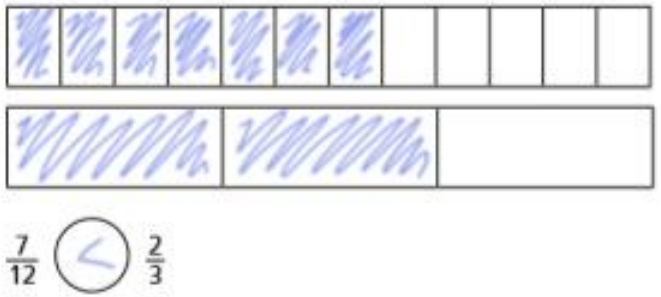

$\frac{7}{12} < \frac{2}{3}$

2 Write <, > or = to compare the fractions.

a) $\frac{1}{5} < \frac{4}{15}$

b) $\frac{2}{5} > \frac{4}{15}$

c) $\frac{2}{5} = \frac{6}{15}$

d) $\frac{2}{3} > \frac{6}{15}$

e) $\frac{2}{3} > \frac{6}{12}$

f) $\frac{2}{3} = \frac{6}{9}$

g) $\frac{2}{9} < \frac{1}{3}$

h) $\frac{4}{9} > \frac{1}{3}$

i) $\frac{4}{12} = \frac{1}{3}$

j) $\frac{8}{12} = \frac{2}{3}$

k) $\frac{8}{12} < \frac{3}{3}$

l) $\frac{8}{12} < \frac{3}{4}$

3 Sort the fractions into the circles.

greater than $\frac{1}{3}$	equal to $\frac{1}{3}$	less than $\frac{1}{3}$
$\frac{2}{3}$, $\frac{1}{2}$, $\frac{5}{12}$	$\frac{2}{6}$, $\frac{4}{12}$, $\frac{5}{15}$	$\frac{1}{6}$, $\frac{2}{9}$, $\frac{4}{15}$

$\frac{2}{3}$ $\frac{1}{6}$ $\frac{1}{2}$ $\frac{2}{6}$ $\frac{2}{9}$ $\frac{5}{12}$ $\frac{4}{12}$ $\frac{4}{15}$ $\frac{5}{15}$

Lesson4
ANSWER

Summer Term - Week 4 (w/c 11th May)

Lesson 4 - Compare and order fractions less than one

4 What could the missing numerators and denominators be?

Write a number in each box to make the statements correct.

e.g.

a) $\frac{1}{5} < \frac{5}{15}$

b) $\frac{2}{6} < \frac{5}{12}$

c) $\frac{5}{12} < \frac{5}{6}$

d) $\frac{1}{3} < \frac{5}{6}$

e) $\frac{3}{5} < \frac{5}{5}$

f) $\frac{5}{6} < \frac{5}{5}$

g) $\frac{6}{9} < \frac{5}{6}$

h) $\frac{10}{12} < \frac{5}{4}$

i) $\frac{23}{24} < \frac{5}{5}$

Compare answers with a partner.

5 Tommy and Eva are comparing fractions.

$\frac{2}{3}$ $\frac{8}{12}$ $\frac{4}{9}$

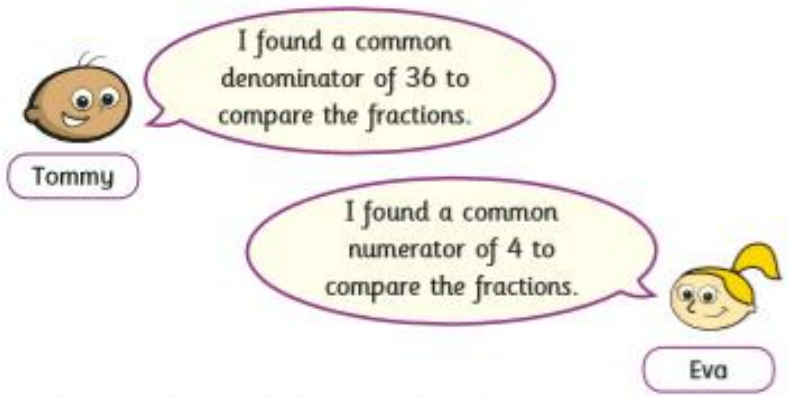

Whose method is more efficient? Various

Talk about your answer with a partner.

6 Write the fractions in ascending order.

a) $\frac{2}{5}, \frac{2}{7}, \frac{2}{3}, \frac{2}{4}, \frac{2}{10}$

$\frac{2}{10}$ $\frac{2}{7}$ $\frac{2}{5}$ $\frac{2}{4}$ $\frac{2}{3}$

b) $\frac{2}{3}, \frac{5}{9}, \frac{1}{9}, \frac{5}{6}, \frac{2}{9}$

$\frac{1}{9}$ $\frac{2}{9}$ $\frac{5}{9}$ $\frac{2}{3}$ $\frac{5}{6}$

c) $\frac{3}{5}, \frac{7}{10}, \frac{1}{2}, \frac{3}{10}, \frac{1}{5}$

$\frac{1}{5}$ $\frac{3}{10}$ $\frac{1}{2}$ $\frac{3}{5}$ $\frac{7}{10}$

d) $\frac{3}{8}, \frac{6}{17}, \frac{12}{30}, \frac{2}{7}, \frac{1}{3}$

$\frac{2}{7}$ $\frac{1}{3}$ $\frac{6}{17}$ $\frac{3}{8}$ $\frac{12}{30}$

7 What could the missing numerator be?

$\frac{3}{5} < \frac{\square}{15} < \frac{9}{10}$

Write all four possibilities.

$\frac{10}{15}$ $\frac{11}{15}$ $\frac{12}{15}$ $\frac{13}{15}$

Lesson 5

Go on the link below:
https://whiterosemaths.com/homelearning/year-6/
Find the week of:

Complete the Friday Challenge. **Summer Term - Week 4 (w/c 11th May)**

OR

Please use this time to spend on the following websites:
Sumdog-
https://www.sumdog.com
TTROCKS-
https://play.ttrockstars.com/
If you have forgotten your details to login. Please e-mail your teacher.

HAV.Year5@oasishendersonavenue.org