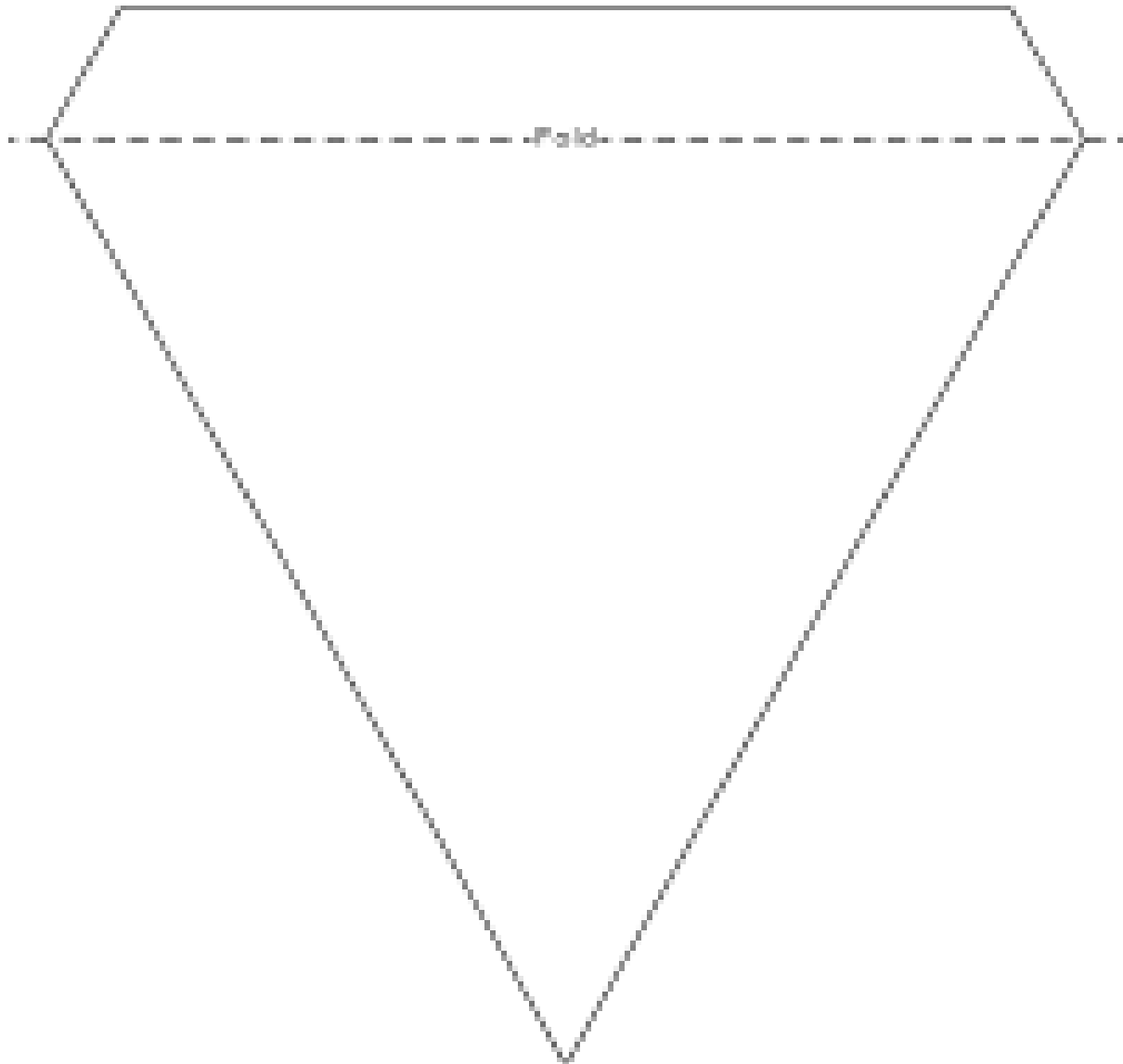




**Friday's**  
**75<sup>th</sup> Anniversary of VE Day**  
**Celebration Activities**



Use the examples above to design and create your very own VE Day bunting.



# VE Day

v i c t o r y v b d e l  
f c e e v b h j n f u i  
f h l s w f v h j b r b  
i v e a u h j n m c o e  
g o b p a r v r v b p r  
h p r f v b r a g b e a  
t r a a v b n e e v b t  
i g t r a v b h n b n i  
n f e s t i v a l d o o  
g p v b n y v e f v e n  
a f v n j k l a o a n r  
g e r m a n y v b q d k


victory  
europe  
liberation  
end  
surrender

fighting  
party  
festival  
germany  
celebrate

Create a paper plane that looks like the famous Spitfire in the pictures below. This aeroplane was crucial in our mission to defeat Germany during WW2. If you have a paper pack, use the template below.



**Spitfire Fold Over Glider**




..... Fold Down  
- - - - - Fold Up

---

# VE Day Teacup Design

Design your own VE Day cup. Think about your design and make sure it is bright and eye-catching.

You could include flags, important buildings or people who were involved in the Second World War.





If you have a paper pack, you can colour in the pictures below. If not feel free to draw and colour your own!

